



## Barracuda SSL VPN

Comprehensive, clientless secure remote access solution.

The Barracuda SSL VPN is an integrated hardware and software solution enabling secure, clientless remote access to internal network resources from any Web browser. The Barracuda SSL VPN provides complete control over file systems and Web-based applications requiring external access, while integrating with third-party authentication mechanisms to provide granular access controls.

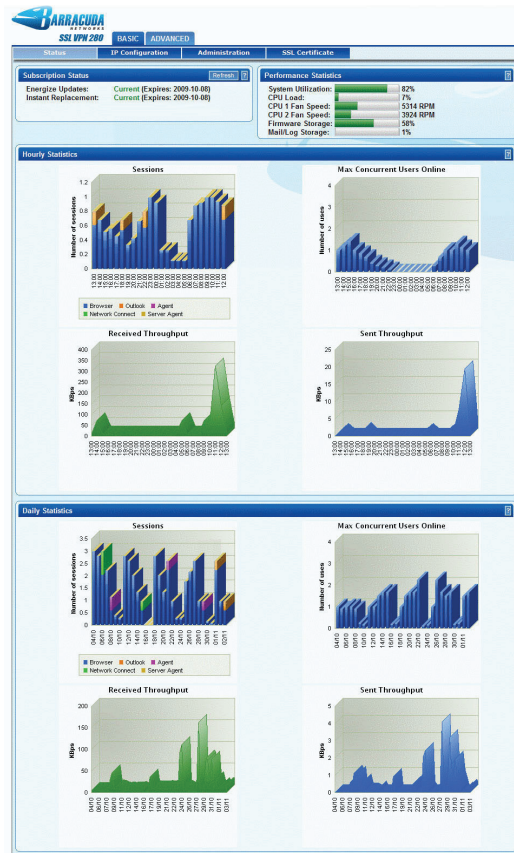
### Comprehensive Security and Easy to Use

The Barracuda SSL VPN installs in a matter of minutes to enable complete control over the resources designated for external access, such as internal Web applications, file systems and other applications. From any Web browser, users connect to internal Web sites through a built-in reverse proxy for access to network file shares. Richer support for SSL tunneling is enabled through the Barracuda SSL VPN Agent, a lightweight Java client that supports common remote applications, including Remote Desktop Services, Citrix XenApp, VNC, NX, SSH and Telnet. For complete network layer access, the Barracuda SSL VPN includes the Barracuda Network Connector, an installable VPN client for TCP or UDP connectivity, for SSL access to legacy client/server applications during a VPN session.

With robust security and auditing facilities, administrators can define custom policies to govern resource access to particular users or groups while tracking user activity. For added security, files uploaded during a VPN session to network file shares or internal Web sites are scanned for viruses and other malware to prevent infections of critical network resources.

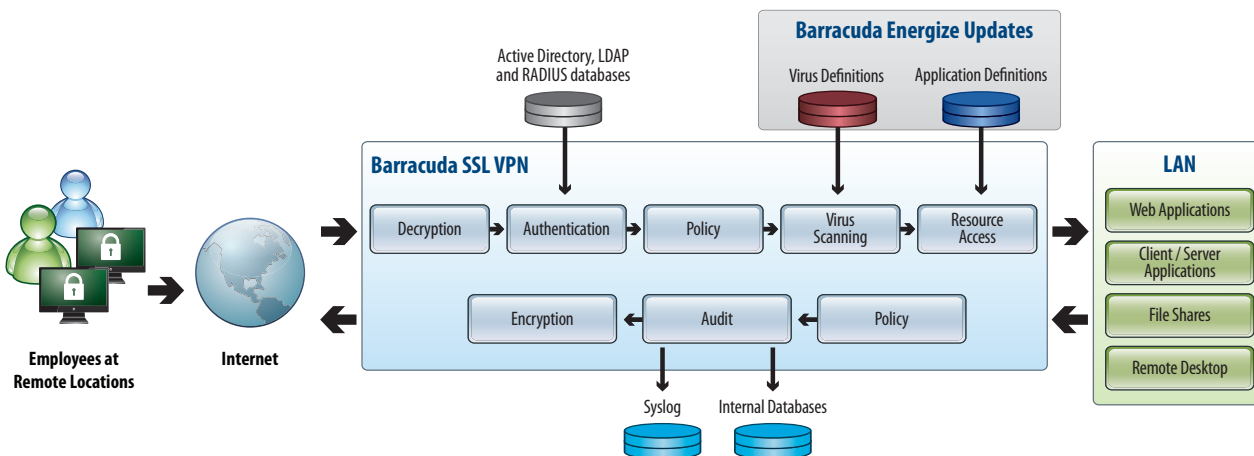
### Virtually Maintenance-Free

To minimize ongoing administration associated with security, the Barracuda SSL VPN automatically receives hourly Energize Updates for the latest virus, security and application definitions. The Barracuda SSL VPN leverages existing third-party authentication databases to centralize the provisioning of new users for remote network access.



The Barracuda SSL VPN monitors sessions, concurrent users and throughput on an hourly and daily basis.

### Barracuda SSL VPN Architecture




BARRACUDA SSL VPN

MODEL  
280  
380  
480  
680



# BARRACUDA SSL VPN

MODEL  
280  
380  
480  
680



## TECHNICAL SPECIFICATIONS

### Key Features

#### SECURITY FEATURES

- Supports Active Directory, LDAP, NIS and built-in user databases
- Policy-based rights management
- Multi layered authentication schemes
- RADIUS, PIN and public key authentication
- One-time password authentication via email or SMS
- Supports SecurID, CryptoCard hardware authentication tokens
- Supports Aladdin eToken, SafeNet iKey and other PKI USB devices
- Web application URL masking
- Virtual keyboard

#### VPN FEATURES

- Intranet Web site forwarding
- Network file system browsing
- Remote Desktop Single sign-on
- Single sign-on
- Barracuda SSL VPN Agent: Java agent for clientless deployment

#### VPN FEATURES (cont.)

- Barracuda Network Connector: Installable VPN client for IP connectivity
- Citrix XenApp (ICA), VNC, NX, Telnet, SSH and RDP applications
- Local Windows Explorer drive mapping
- Site-to-site connectivity
- Configurable SSL tunnels
- Multiple user logon realms

#### VIRUS SCANNING

- Virus, spyware and malware scanning
- Decompression of archives
- File type blocking

#### AUDITING & REPORTING CAPABILITIES

- Track file, Web and network access
- Reports in PDF, CSV and text formats
- Granular controls for access and policy
- Health monitoring
- Network utilization and appliance load statistics

### Hardware Features

#### POWER REQUIREMENTS

- AC input voltage 100-240 volts
- Frequency 50/60 Hz

#### CONNECTORS

- Standard VGA
- PS/2 keyboard/mouse
- Ethernet (see chart below)
- Serial port (DB-9)

### Support Options

#### ENERGIZE UPDATES SUBSCRIPTION

- Standard technical support
- Hourly virus definition updates
- Application definitions
- Security updates
- Firmware updates

#### INSTANT REPLACEMENT SERVICE

- Replacement unit shipped next business day
- 24x7 technical support

MODEL COMPARISON	MODEL 280	MODEL 380	MODEL 480	MODEL 680
<b>CAPACITY*</b>				
Maximum Concurrent Users	25	50	100	500
<b>HARDWARE</b>				
Rackmount Chassis	1U Mini	1U Mini	1U Mini	1U Fullsize
Dimensions (in.)	16.8 x 1.7 x 14	16.8 x 1.7 x 14	16.8 x 1.7 x 14	16.8 x 1.7 x 22.6
Dimensions (cm.)	42.7 x 4.3 x 35.6	42.7 x 4.3 x 35.6	42.7 x 4.3 x 35.6	42.7 x 4.3 x 57.4
Weight (lbs. / kg.)	12 / 5.4	12 / 5.4	12 / 5.4	26 / 11.8
Ethernet	1 x 10/100	1 x 10/100	1 x 10/100	2x Gigabyte
AC Input Current (Amps)	1.0	1.2	1.4	1.8
Redundant Disk Array (RAID)			✓	✓
ECC Memory				✓
<b>FEATURES</b>				
SSL Tunneling	✓	✓	✓	✓
Barracuda Network Connector	✓	✓	✓	✓
Intranet Web Forwarding	✓	✓	✓	✓
Network File Access	✓	✓	✓	✓
Windows Explorer Mapped Drives	✓	✓	✓	✓
Citrix XenApp/VNC/NX/Telnet/SSH/RDP Applications	✓	✓	✓	✓
Remote Desktop Single sign-on	✓	✓	✓	✓
Antivirus	✓	✓	✓	✓
Virtual Keyboard	✓	✓	✓	✓
Active Directory/LDAP Integration	✓	✓	✓	✓
Layered Authentication Schemes	✓	✓	✓	✓
Multiple User Realms		✓	✓	✓
Barracuda SSL VPN Server Agent		✓	✓	✓
Hardware Token Support			✓	✓
RADIUS Authentication			✓	✓
SNMP / API			✓	✓
Syslog Logging			✓	✓

US 10.0

Specifications subject to change without notice.

\*Capacity depends on environment and selected options.

Copyright © 2009 Barracuda Networks, Inc. • 3175 S. Winchester Blvd., Campbell, CA 95008 • 1-888-ANTI-SPAM • www.barracuda.com